




5 Homogenizers

Handheld Homogenizer D-130

When speed & high quality meet
creating power to disperse



Stand
Order No.: 1710130-01

Features

- > Use for mixing, emulsification, shredding, or chopping.
- > Practical answer for small samples.
- > Easy to hold and light weight for one hand operation.
- > Autoclavable stainless steel shafts. Inert to aggressive solutions.
- > All shafts are interchangeable shafts and are easily removed for cleanup.
- > High speed motor. Speed control from 8,000 to 30,000 rpm.

Applications

- > General homogenization applications (dispersion and emulsification)
- > Homogenising of tumour tissue sample, for research of diverse tissue diseases
- > Fast dissolving of pills, sugar-coated tablets for quality control purposes
- > Sample preparation for subsequent extraction of pharmaceutical agents (API)
- > Cell disruption, RNA / DNA isolation from tissue
- > Dispersion of small quantities from plants, animals or human tissue
- > Solving of solid materials

Specifications

Model	D-130
Speed with Zero-Load (rpm)	8000 ~ 30000
Process Range H ₂ O(mL)	0.1 ~ 50 (H ₂ O) / 1 ~ 250 (H ₂ O)
Input / Output Power (W)	130
Contact Material	316L Stainless Steel)
Optional working head	Ø5mm/L90mm(0.1 ~ 50mL) Ø10mm/L150mm(1 ~ 250mL)
Order No.	1710130

Shaft for D-130



Model	DS-130/5	DS-130/7	DS-130/10	DS-130/14
Length	90mm	160mm	150mm	170mm
Rotor Di-ameter	5mm	7mm	10mm	14mm
Volume Range	0.1-50ml	0.3-50ml	1-250ml	2-250ml

High Speed Homogenizer

D-500 / D-500 Pro

Used for homogenizing, emulsifying or suspending. There is a broad spectrum of dispersing tools to choose from.

Features

- > Continuously adjustable speeds for better results
- > Light-weighted and small-dimensioned for better handling
- > Triple safety of the drive (overload protection. Smooth start – against jerky work, safety switch)
- > High quality dispersing tools as standard for better resistance to corrosion (SS 316 L steel)
- > Quick-change system of the dispersing tools for a short changing time between preparations
- > Viscosities up to 10,000 cps
- > One shaft size
- > High quality lab dispersing unit, at a competitive price!

Specifications







Model	D-500	D-500 Pro
Speed display	Scale	LED
Process Range H ₂ O(mL)	10~40,000mL	10~40,000mL
Speed with Zero-Load (rpm)	10,000~30,000 rpm	500~30,000 rpm
Applicable aggregates	Ø4~Ø23 mm	Ø4~Ø23 mm
Noise Level (dB)	72 dB (30,000 rpm)	66 dB (2500 rpm); 72 dB (30,000 rpm)
Motor	AC	DC Brushless
Input / Output Power (W)	500 W	500 W
Supply voltage (V)	220V/50~60Hz	220V/50Hz
Relative humidity (max.)	80% RH	80% RH
Operating temperature	0~40°C	0~40°C
IP Code	IP20	IP20
Dimensions (W x L x H in mm)	Drive:70×70×255 mm	Drive:157×76×236 mm
Weight (kg)	Drive:1.3 kg	Drive:1.8 kg



Buy one set of D-500 (includes homogenizer, shaft and stands), get one dispersion cup free



Shaft Selection Guide for High Speed Homogenizer

 <p>Shaft 5 Includes: Shaft, PTFE bearing, 5 mm stator, 4 mm rotor</p>	 <p>SS30CSR30 Includes: Shaft, PTFE bearing, 30 mm stator, standard rotor SR30</p>
 <p>SS20CSR20 Includes: Shaft, PTFE bearing, 20 mm stator, standard rotor SR20</p>	 <p>SS30FER30 Includes: Shaft, PTFE bearing, 30 mm stator, emulsification rotor ER30</p>
 <p>SS20FER20 Includes: Shaft, PTFE bearing, 20 mm stator, emulsification rotor ER20</p>	 <p>SS40CMR30 Includes: Shaft, PTFE bearing, 40 mm stator, mixing rotor MR30</p>

Composition Diagram



Shaft / Order Table

Rotor Name	Function Description	Process Volume	Linear Velocity	Rotor Diameter	Stator Diameter	Min. / Max.	Ultimate Fineness (in microns)		Disinfection Method	Applications*
Order No.		mL	m/s	mm	mm	Immersion Depth	suspension	emulsion		
SS20CSR20	Solid-Liquid Mixing Material	10-5000	23.5	15	20	40/170	10-50	1-10		P,CI,PC,SD
SS20CCR20	Fiber Material	10-5000	23.5	15	20	40/170	10-50	1-10		SP,M,F,PT,TI
SS20CMR20	Solid-Liquid Mixing Material	10-5000	23.5	15	20	40/170	10-50	1-10		CI,PI
SS20FER20	Latices	10-5000	23.5	15	20	40/170	10-50	1-10		SP,PI,PT,P
SS20FCR20	Fiber Material	10-5000	23.5	15	20	40/170	10-50	1-10		SP,BT,M,F,PT,TI
SS20FMR20	Solid-Liquid Mixing Material	10-5000	23.5	15	20	40/170	10-50	1-10		CI,C,PI,F,PT,PC
SS30CMR20	Stirring Paddle Function	250-20000	36.1	15	30	40/170	High-speed mixer			CI,F,SP
SS30CSR30	Solid-Liquid Mixing Material	100-8000	36.1	23	30	40/170	5-25	1-5		SP,M,F,PT,P
SS30CCR30	Fiber Material	100-8000	36.1	23	30	40/170	5-25	1-5	all methods	SP,M,F,PT,P
SS30CMR30	Solid-Liquid Mixing	100-8000	36.1	23	30	40/170	5-25	1-5		CI,PI
SS30FSR30	Solid-Liquid Mixing Material	100-8000	36.1	23	30	40/170	5-25	1-5		SP,PI,PT,P
SS30FER30	Latices	100-8000	36.1	23	30	40/170	5-25	1-5		SP,PI,PT,P
SS30FMR30	Solid-Liquid Mixing Material	100-8000	36.1	23	30	40/170	5-25	1-5		CI,C,P,F,DT,TI
SS40CMR30	Stirring Paddle	1000-40000	36.1	23	40	40/170	High-speed mixer			CI,F,SP
Shaft 5	Solid-Liquid Mixing Material	0.2-50	6.3	4	5	40/60	10-50	1-10		BT,M
Shaft 10	Solid-Liquid Mixing Material	1-250	6.3	9	10	10/60	10-50	1-10		BT,M
Shaft 14	Solid-Liquid Mixing Material	100-1000ml	6.3	13	14	10/60	10-50	1-10		BT,M

Note: BT = Biology; F = Food Industry; P = Pharmaceutical Industry; C = Cosmetic Industry; M = Medical Analysis; PC = Petrochemical Industry; PT = Paper Production Industry; SP = Wastewater Analysis; CI = Ceramic Industry; CH = Chemical Industry; PI = Paint Industry; TI = Tobacco Industry

Dispersing Vessels

Choosing the right dispersing aggregate is crucial for good results. The right vessel also helps contribute to achieving the desired results.

The Problem from traditional dispersing vessels

- > For normal cylindrical dispersing jars, the flow creates a vortex. The mixing and dispersing efficiency decreases considerably since the product is no longer being optimally processed through the dispersing generator head. This lengthens processing times and thus requiring more energy input. Depending on the shape of the vortex, this may also lead to additional air being introduced.

The Solution from Wiggins

- > Our specially designed GS jars have a cloverleaf-like shape. This effectively interrupts the flow in the radial direction and generates additional counteracting forces. These high turbulences maximize the mixing and dispersion efficiency, thus minimizing processing time and requiring less energy.
- > Our GS-glasses are available in chemical- and temperature-resistant borosilicate glass or in stainless steel. Dimensions from a few milliliters to several liters are available, with or without lid, with or without sealed feedthrough.



Model	Dim. (mm) Ø / H	Working Vol.	Shape	Material	Features	Order No.
GS 15	30 / 150	35 ml	Clover leaf shaped	Borosilicate glass	Top open without cover	11050010
GS 25	55 / 150	150 ml	Clover leaf shaped	Borosilicate glass	Top open without cover	11050011
GS 40	80 / 200	500 ml	Clover leaf shaped	Borosilicate glass	Top open without cover	11050012
GS 50	90 / 250	1000 ml	Clover leaf shaped	Borosilicate glass	Top open without cover	11050013
GS 60	100 / 300	1300 ml	Clover leaf shaped	Borosilicate glass	Top open without cover	11050014
GS 15K	30 / 150	35 ml	Clover leaf shaped	Borosilicate glass		11050020
GS 25K	55 / 150	150 ml	Clover leaf shaped	Borosilicate glass	with screw cap glas inlet:	11050021
GS 40K	80 / 200	500 ml	Clover leaf shaped	Borosilicate glass	GS 15K Ø 9 mm	11050022
GS 50K	90 / 250	1000 ml	Clover leaf shaped	Borosilicate glass	GS 25K Ø 25 mm	11050023
GS 60K	100 / 300	1300 ml	Clover leaf shaped	Borosilicate glass	GS 40/50/60K Ø 40 mm	11050024
GS 15KL 7.5	30 / 150	35 ml	Clover leaf shaped	Borosilicate glass		11050030
GS 25KL 12	55 / 150	150 ml	Clover leaf shaped	Borosilicate glass		11050031
GS 25KL 20	55 / 150	150 ml	Clover leaf shaped	Borosilicate glass	with screw cap tapered fitting 7.5, 12, 20 or 25 mm	11050032
GS 40KL 25	80 / 200	500 ml	Clover leaf shaped	Borosilicate glass	glas inlet (as above)	11050034
GS 50KL 25	90 / 250	1000 ml	Clover leaf shaped	Borosilicate glass		11050036
GS 60KL 25	100 / 300	1300 ml	Clover leaf shaped	Borosilicate glass		11050038
GS 100 Z	100 / 150	900 ml	Cylindrical	V2A Stainless steel	Top open without cover	11050060
GS 130 Z	125 / 170	2000 ml	Cylindrical	V2A Stainless steel	Top open without cover	11050061

Stands

- > Strong base for optimal weight distribution
- > Base made of cast iron and shafts made of stainless steel
- > Different heights available
- > WF-D series specifically designed for D-500 and D-500Pro homogenizers
- > WF, WH-S, and WH-D series all suitable for overhead stirrers
- > WF-D and WH-D series include high quality clamps

Order No.	Description	Suitable for
WF11-D	Can be extended flat bracket (double rod design)	D-500, D-500Pro
11045011	Vessel holder with boss head clamp for WF11-D	WF11-D, WH11-D
11045030	Safety ring for stand WF	WF11-D, WH11-D



Clamp Holder
























Security position ring



Fixing clamp for dispersion cup



Dispersing tests D-500 / D-500Pro

No.	Material	Amount	Pregrinded	Liquid	Vessel	Speed	Duration	Result	Remarks	Test okay? Yes/no	Sample before Dispersing	Sample after Dispersing
1	Rape oil	5 ml	no	80 ml water	100ml measuring Cylinder	max.	1 min	stable emulsion		yes		
2	Liver	20 g	10 mm pieces	200 ml water	500 ml beaker	max.	30 s	homogeneous Suspension	sample complete homogenized	yes		
3	Rice	20 g	no	80 ml water	100ml measuring Cylinder	max.	1 min	homogeneous Suspension	only small pieces of rice left	yes		
4	Basil leaf	10 pieces	10 mm pieces	200 ml water	500 ml beaker	max.	1 min	homogeneous Suspension	only small pieces of leaves left	yes		
5	Spelt flakes	25 g	no	80 ml water	100ml measuring Cylinder	max.	1 min	homogeneous Pulp		yes		
6	Ham cooked	20 g	1 cm pieces	200 ml water	500 ml beaker	max.	30 s	homogeneous Suspension	only very small pieces of fibres left	yes		
7	Confetti	about 200 pieces	no	70 ml water	100ml measuring Cylinder	max.	1 min	homogeneous Cellulose Suspension	a very small part Stick between rotor and stator	yes		
8	Wood	5 Toothpicks	1 cm pieces	200 ml water	500 ml beaker	max.	1 min	about 60 % of the picks were Grinded	some psrts of the Picks are not Grinded and stick	yes		
9	Tobacco	1 cigarette	no	150 ml water	250 ml beaker	max.	1 min	bad homogenizing Most of the tobacco floats ungrinded on the surface	a few fibres stick In the gaps between Rotor and stator	no		
10	Doves	30 pieces	no	200 ml water	500 ml beaker	max.	1 min	homogeneous Suspension	all cloves are Grinded	yes		
11	Mustard seeds	10 g	no	150 ml water	500 ml beaker	max.	1 min	homogeneous Suspension	all seeds were Grinded	yes		
12	Herbal tea	2 g	no	500 ml water	2 l beaker	max.	1 min	homogeneous Suspension	the herbal tea was completely Grinded	yes		
13	Sunflower seeds	20 g	no	150 ml water	500 ml beaker	max.	1 min	homogeneous Suspension	all seeds were Grinded	yes		
14	Dragees	5 pieces	no	60 ml water	100ml measuring Cylinder	max.	1 min	homogeneous Suspension	the dragee was Completely grinded	yes		





























Dispersing tests D-500 / D-500Pro

No.	Material	Amount	Pregrinded	Liquid	Vessel	Speed	Duration	Result	Remarks	Test okay? Yes/no	Sample before Dispersing	Sample after Dispersing
15	Chicken meat	10 g	10 mm pieces	200 ml water	500 ml beaker	max.	20 s	homogeneous Suspension	part of teendons Wrap around rotor	yes		
16	Ivy	10 leaves	10 mm pieces	200 ml water	500 ml beaker	max.	2 min	Homogeneous Suspension	only very small pieces of leaves left	yes		
17	Rose blossom	10 leaves	10 mm pieces	200 ml water	500 ml beaker	max.	2 min	homogeneous Suspension	only very small pieces of leaves left	yes		
18	Whole grain Bread	20 g	10 mm pieces	200 ml water	500 ml beaker	max.	2 min	homogeneous Suspension	the vessel must be moved	yes		
19	Carrot	10 g	10 mm pieces	200 ml water	500 ml beaker	max.	2 min	homogeneous Suspension	the vessel must be moved	yes		
20	Harzer cheese	20 g	10 mm pieces	200 ml water	500 ml beaker	max.	20 s	homogeneous Suspension	the vessel must be moved	yes		
21	Rapes with Kernels	5 pieces	10 mm pieces	200 ml water	500 ml beaker	max.	1 min	homogeneous Suspension	only very small pieces of rapes left	yes		
22	Coffee beans	10 pieces	no	60 ml water	100ml measuring Cylinder	max.	1 min	homogeneous Suspension	only very small pieces of coffee left	yes		
23	Soil sample	20 g	no	200 ml water	500 ml beaker	max.	1 min	homogeneous Suspension	only very small pieces of stones left	yes		
24	Pork meat (fat and sinewy)	10 g	10 mm pieces	200 ml water	500 ml beaker	max.	1 min	homogeneous Suspension	part of teendons Wrap around rotor	yes		
25	Pet food	20 g	10 mm pieces	200 ml water	500 ml beaker	max.	30 s	homogeneous Suspension	part of teendons Wrap around rotor	yes		
26	Styrofoam	2 cm ³	10 mm pieces	200 ml water	500 ml beaker	max.	1 min	no grinding effekt		no		
27	Berries mix	20 g	no	200 ml water	500 ml beaker	max.	30 s	homogeneous Suspension	all berries are Grinded	yes		
28	Tomatoes	50 g	10 mm pieces	without	250 ml beaker	max.	2 min	homogeneous Tomato pulp	the vessel must Be moved	yes		

Dispersing tests D-130

No.	Material	Amount	Pregrinded	Liquid	Vessel	Speed	Duration	Result	Remarks	Test okay? Yes/no	Sample before Dispersing	Sample after Dispersing
1	Rape oil	20 drops	no	10 ml water	test tube 16 mm	max.	1 min	stable emulsion		yes		
2	Chicken liver	1 g	5 mm pieces	10 ml water	test tube 16 mm	max.	30 s	homogeneous Suspension	sample complete Homogenized	yes		
3	Rice	1g	no	10 ml water	test tube 16 mm	max.	1 min	homogeneous Suspension	only very small pieces of rice left	yes		
4	Basil leaf	1 piece	5 mm pieces	10 ml water	test tube 16 mm	max.	1 min	homogeneous Suspension	only small pieces of leaves left	yes		
5	Spelt flakes	2 g	no	15 ml water	test tube 16 mm	max.	1 min	homogeneous Pulp		yes		
6	Ham cooked	2 g	5 mm pieces	50 ml water	150 ml beaker	max.	30 s	homogeneous Suspension	only very small pieces of leaves left	yes		
7	Confetti	about 20 pieces	no	10 ml water	test tube 16 mm	max.	1 min	homogeneous Cellulose Suspension		yes		
8	Wood	1 toothpick	5 mm pieces	10 ml water	test tube 16 mm	max.	1 min	pick was not Grinded	slight abrasion of The wood pieces	no		
9	Tobacco	0,5 cigarettes	no	10 ml water	test tube 16 mm	max.	30 s	homogeneous Pulp	a few fibres stick In the gaps of The stator	yes		
10	Cloves	5 pieces	no	10 ml water	test tube 16 mm	max.	1 min	no grinding effect	no cloves was Grinded	no		
11	Mustard seeds	1 g	no	10 ml water	test tube 16 mm	max.	1 min	homogeneous Suspension	all seeds were Grinded	yes		
12	Herbal tea	0,5 g	no	10 ml water	test tube 16 mm	max.	1 min	homogeneous Suspension	the herbal tea was completely Grinded	yes		
13	Sunflower seeds	2 g	no	15 ml water	test tube 16 mm	max.	1,5 min	homogeneous Suspension	all seeds were Grinded	yes		
14	Dragee	1 piece	no	10 ml water	test tube 16 mm	max.	1 min	homogeneous Suspension	the dragee was Completely grinded	yes		

Dispersing tests D-130

No.	Material	Amount	Pregrinded	Liquid	Vessel	Speed	Duration	Result	Remarks	Test okay? Yes/no	Sample before Dispersing	Sample after Dispersing
15	Chicken meat	2 g	5 mm pieces	10 ml water	test tube 16 mm	max.	20 s	homogeneous Suspension	part of teendons Wrap around rotor	yes		
16	Ivy	2 leaves	5 mm pieces	10 ml water	test tube 16 mm	max.	2 min	inhomogeneous Suspension	20 % of the leaves Were not grinded	no		
17	Rose blossom	2 leaves	5 mm pieces	10 ml water	test tube 16 mm	max.	1 min	homogeneous Suspension	some fibres stick In the gaps of The stator	yes		
18	Whole grain Bread	2 g	5 mm pieces	15 ml water	test tube 16 mm	max.	30 s	homogeneous Suspension		yes		
19	Carrot	2 g	5 mm pieces	10 ml water	test tube 16 mm	max.	2 min	no grinding effect	carrots are too hard	no		
20	Harzer cheese	2 g	5 mm pieces	10 ml water	test tube 16 mm	max.	10 s	homogeneous Sample		yes		
21	Rapes with Kernels	5 pieces	5 mm pieces	10 ml water	test tube 16 mm	max.	1 min	homogeneous Suspension	only very small pieces of rapes left	yes		
22	Coffee beans	1 piece	quartered	10 ml water	test tube 16 mm	max.	1 min	homogeneous Suspension	only very small pieces of coffee left	yes		
23	Soil sample	1 g	no	10 ml water	test tube 16 mm	max.	30 s	homogeneous Suspension	only very small pieces of stones left	yes		
24	Pork meat (fat and sinewy)	1 g	5 mm pieces	10 ml water	test tube 16 mm	max.	1 min	homogeneous Suspension	part of teendons Wrap around rotor	yes		
25	Pet food	1 g	5 mm pieces	10 ml water	test tube 16 mm	max.	30 s	homogeneous Suspension	part of teendons Wrap around rotor	yes		
26	Styrofoam	0,5 cm ³	5 mm pieces	10 ml water	test tube 16 mm	max.	1 min	no grinding effect		no		
27	Berries mix	2 g	no	10 ml water	test tube 16 mm	max.	30 s	homogeneous Suspension	all berries are Grinded	yes		
28	Tomatoes	15 g	10 mm pieces	without	50 ml beaker	max.	2 min	homogeneous Tomato pulp	parts of the bowl are Not grinded	yes		

Flapping Homogenizer (Stomaker)

- > Flapping Homogenizer is also called Sterile Homogenizer, can be use to abstract bacteria from solid samples. Put the original samples and the diluents into the sterile bag, then put the bag into the homogenizer, through the flapping of the paddles, the material in the bag can rapidly reach a homogenized state by the pressure, shaking and vibration.
- > To guarantee the uniformity of the effective extraction of the microorganism inside and on the surface of the solid sample, make sure to include all the material in the sterile bag. The homogenized sample then can be used for the following analysis, the sterile bag avoids the cross contamination.
- > Using disposable sterile homogeneous bags to guarantee the sample safety and non-contamination, leakless process omits cleaning of the instrument. The advantage of the flapping homogenization is convenient, quick, mild, accurate and good repeatability. Samples will not be contaminated, damaged, heated, and no sterilization as well as no container is needed, thus no container cleaning process either.

Applications:

- > Food microbiological analysis
- > Homogenization of animal tissues, biological samples, and cosmetics
- > Homogenization of meats, fish, vegetables, and fruits
- > Medicines, clinics, molecules, detection of toxins and bacteria



Features

- > Leading microprocessor technology for flap control
- > Adjustable flapping speed for the HG400V and the HG400VW (20–600 Strokes / min, 10–300rpm)
- > Working time can be set on continuous or between 1min ~24h
- > Maintenance-free brushless DC motor
- > Stainless steel housing with plastic coating
- > Easy to clean working chamber
- > The HG400V and the HG400VW employ digital setting and display of the working time
- > Digital and analog interface for remote control

Sterile bag for sampling and samples homogenization.



Collect the sample and blend in the same bag

Selection

Model	HG400V	HG400VW
Door Design	Stainless Steel Door	SS-Door With Observation Window
Capacity Range	50-400 mL	50-400 mL
Flapping Speed	Adjustable Between 20–600 Strokes / min (10–300rpm)	
Exterior Size (LxWxH)(W x D x H, cm)	45 x 21 x 24	45 x 21 x 24
Interior Size(W x D x H, cm)	10 x 19 x 22	10 x 19 x 22

Flapping Homogenizer

From sample preparation.....to microbiological analysis

WIGGENS provides a complete solution



1 **Collecting the sample**
Place the sample in sterile filter bag. The bag stands upright.

2 **Diluting the sample**
Add the right amount of diluent into the sterile bag

3 **Homogenizing the sample**
The sample is homogenized with the Flapping Homogenizer. There is no contact between the sample and the machine to avoid cross-contamination.



4 **Organizing the samples**
It is easy to absorb and transfer because the filter bag integrates the filtering effect

5 **Pipet the filtered sample**
Preparation of dilute inoculation fluid (gradient) with precision pipetting device from Socorex.

6 **Prepare your media**
Preparation and subpackage of medium with BioFlo ELITE peristaltic pump

7 **Plating**
Diluting coating method
Please choose Petri dish automatic turntable from WIGGENS

Flat plate crossed inoculation
Please choose automatic sterilization device from WIGGENS for automatic sterilization of inoculation rings



8 **Counting the colonies**
It is very fast for counting when using the colony counter

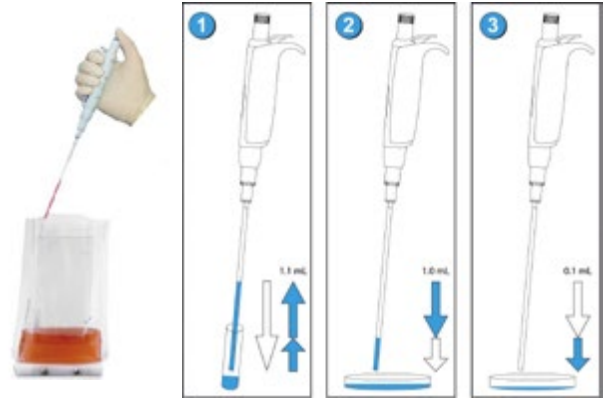
Accessories for flapping homogenizer

Dilution pipette Acura® manual 810

Air displacement pipette with two pre-calibrated steps allows subsequent pipetting of 1 and 0.1 mL of the same liquid. Metal nozzle fits long straw tips to aspirate from narrow or deep reservoirs (i.e. Stomacher®bags). Ideal alternative to the graduated glass pipettes when performing serial 1:10 dilutions in bacteriology.

Features

- > Two pre-calibrated fixed volumes – no setting required
- > Smooth activation, excellent ergonomics
- > Interchangeable PE nozzle protection filter
- > Justip™ system for height adjustment of tip ejector
- > Independent calibration for each volume
- > Easy maintenance, cleaning and disinfection
- > Fully autoclavable 121°C / 250 °F



Ordering information

Order No.	Packaging	Description
810.1100	1 / pk	1 mL 0,1 mL
313.1119.40	40 x 25 / pk	Straw tips, polypropylene, sterilized (L: 190 mm, Ø:4 mm)
322.810	100 / pk	Nozzle protection filter, PE material

Simple operation


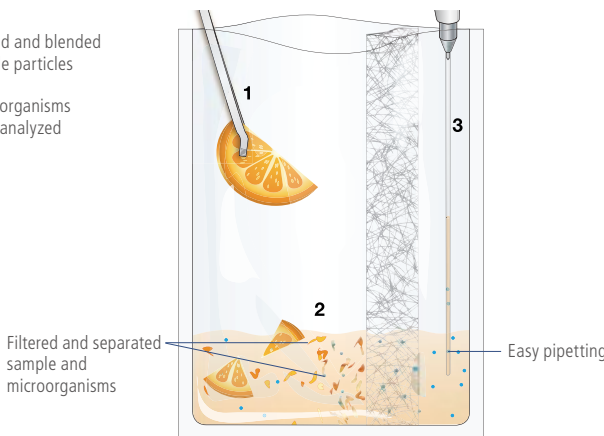
1. Depress plunger button in full, then release slowly to aspirate 1.1 mL
2. Depress plunger button to first stop, thus dispensing 1 mL in Petri dish
3. Depress plunger button to second stop, thus dispensing residual 0.1 mL in next Petri dish

Bags

- > Same bag for homogenization, filtration and pipetting
- > Particle-free solution: easy reading of the colonies
- > Compatible with any blender
- > Sterile, approved for food contact

Why use a filter bag?

- Diluted and blended sample particles
- Microorganisms to be analyzed
- Filter



Order information

Order No.	Name	Capacity	Content
1125C45	Standard bag	80 ml	25 per bag; 60 bags per box
2125C25	Standard bag	400 ml	25 per bag; 20 bags per box
2150C25	Standard bag	400 ml	50 per bag; 10 bags per box
3125C05	Standard bag	3500 ml	25 per bag; 20 bags per box
4125C15	Full-page filter bag	400 ml	25 per bag; 20 bags per box
6125C15	Lateral filter bag	400 ml	25 per bag; 20 bags per box
9125R15	Rack for Sterilization Bag		Position: 10
SMCLIP	Clip for Sterilization Bags	-	-



9125R15

If undelivered please return to below address

Book Post



Scientific Research Instruments Company Private Limited

42-43, 2nd & 3rd Floor, 1st Cross, Gubbalala, Bengaluru - 560 061

Telephone : 080 4757 2577 | 080 4302 5791

Sales

info@srico-labworld.com

Mobile : +91 9900674407

Service

service@srico-labworld.com

Mobile : +91 9900055879

Bhubaneswar | Hyderabad | New Delhi | Navi Mumbai | Vadodara

Ahmedabad | Chandigarh | Chennai | Goa | Guwahati | Kolkata | Lucknow | Pune | Thiruvananthapuram | Visakhapatnam



www.srico-labworld.com